

Chronic care management pays for care between visits for chronic conditions

Patients with **2 or more** Chronic Conditions

Aimed at **PCPs**, open to any specialty

20+ Minutes per month

\$42.60 Medicare Payment



Examples of eligible Chronic Conditions

- Alzheimer's disease and related dementia
- Arthritis (osteoarthritis and rheumatoid)
- Asthma
- Atrial fibrillation
- Autism spectrum disorders
- Cancer
- Chronic Obstructive Pulmonary Disease
- Depression
- Diabetes
- Heart failure
- Hypertension
- Ischemic heart disease
- Osteoporosis



2/3 of Medicare beneficiaries had **2 or more** chronic conditions

About **1/3** had **4 or more** chronic conditions



Source: http://www.cdc.gov/pcd/issues/2013/12_0137.htm



5 MDs
Group Family Practice



4,078
Patients
per year



\$3,299,569
Annual
revenue

\$426,542 AT STAKE




	\$102,766 CCM (1 month)**
MU \$35,420	\$123,033 TCM (avg. complexity) ¹
PQRS & VM \$35,420	\$129,903 VM & HCC*
PENALTY \$70,840	\$355,702 REWARD

13%
OF TOTAL 2016
ANNUAL REVENUE



A partner for VBR: athenahealth's Full Value Program



Government Affairs Team
4 People



Quality Management Team
21 People

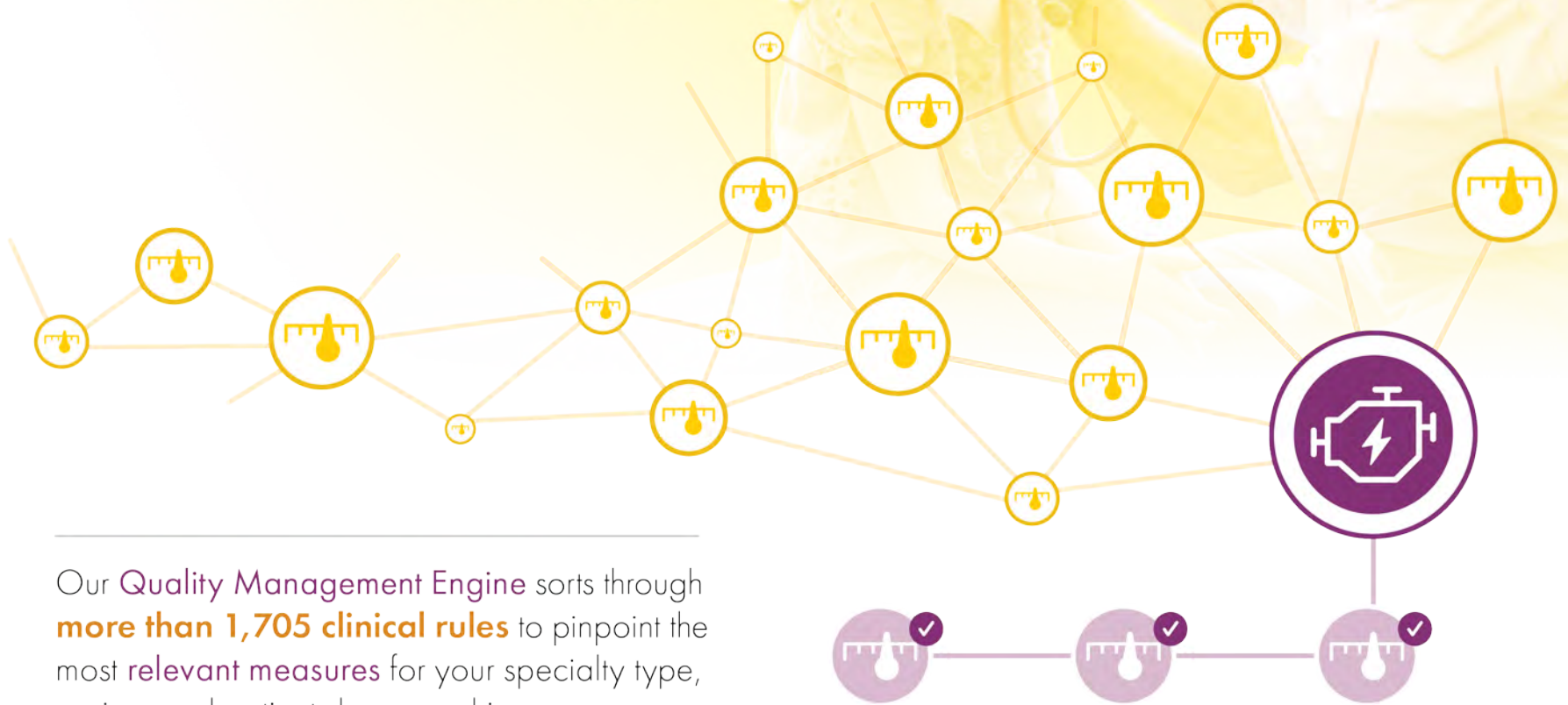


Payer Performance Team
51 People

3 teams tracking **103+** different programs

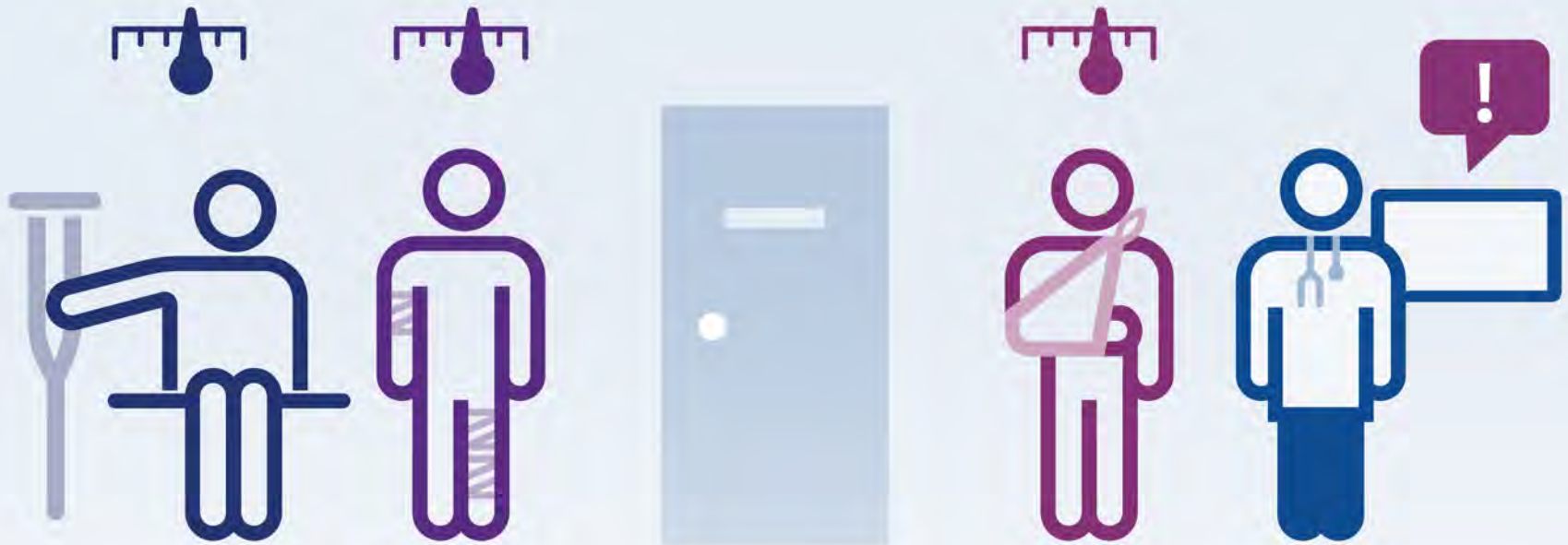


Charting an easy course to value



Our Quality Management Engine sorts through **more than 1,705 clinical rules** to pinpoint the most relevant measures for your specialty type, region, and patient demographics.

Satisfy measures easily while staying focused on your patients

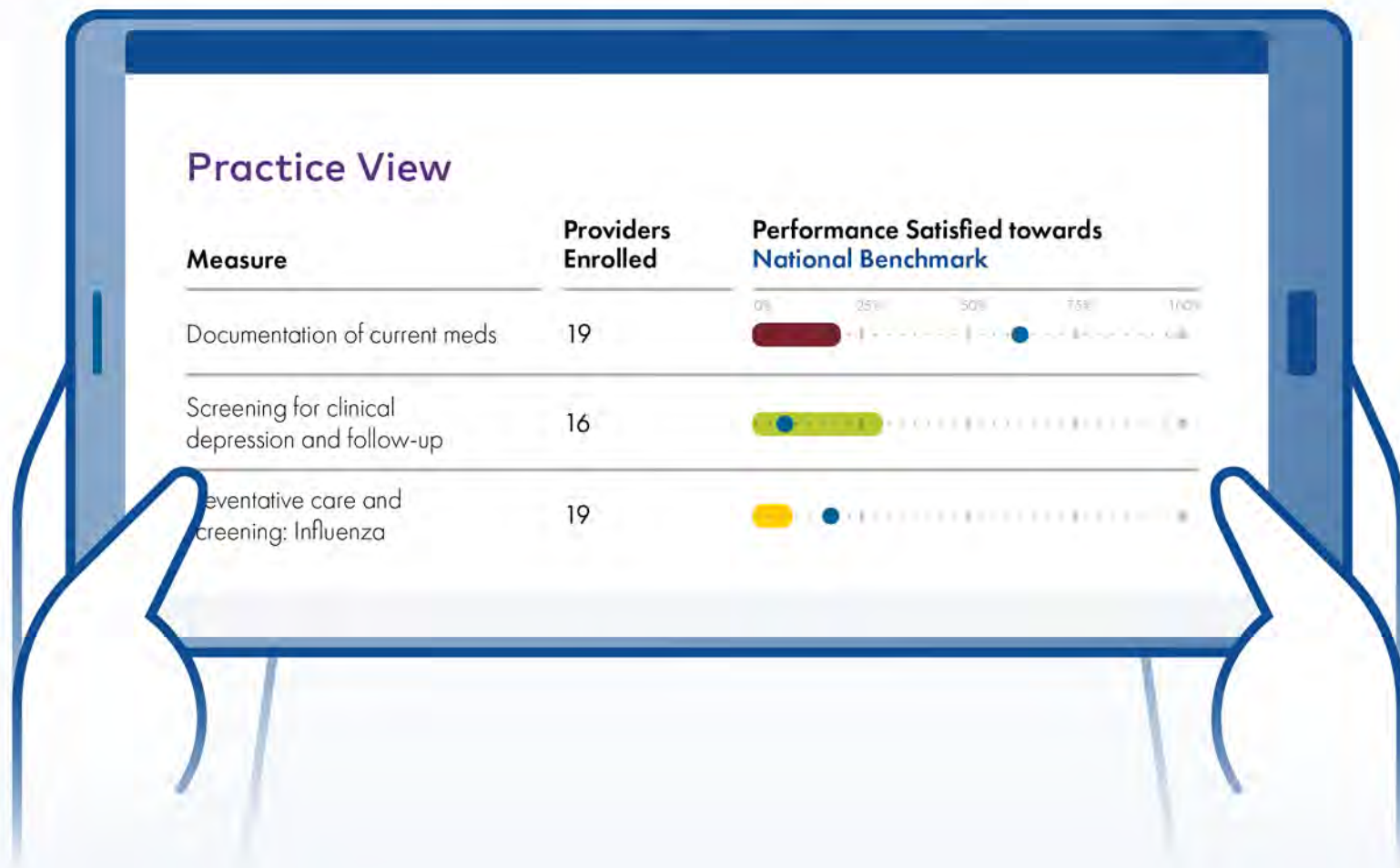


Clinical rules are triggered **specific to each patient.**

Providers are notified and can satisfy measures **in the moment of care.**



Real-time performance visibility





We leverage the power of our network to guide providers to success by:



Identifying
performance gaps.

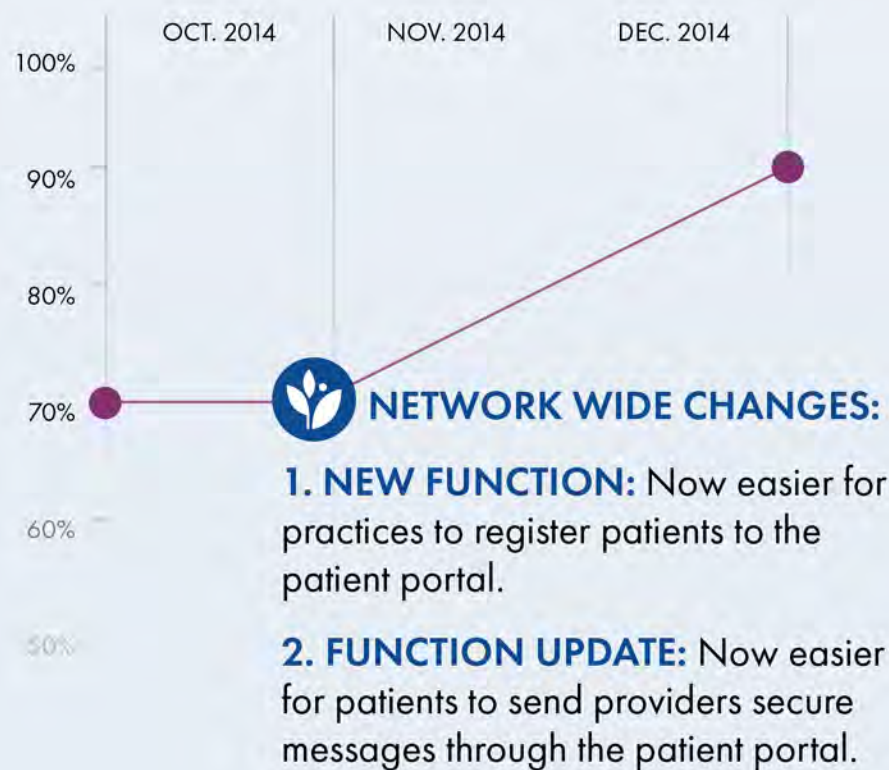


Surfacing
requirements
in the workflow.



Driving
improvements
across the network.

athenaNet provider performance on Meaningful Use Stage 2
measure: Use Secure Electronic Messaging






Engaging and activating patients

200 million automated messages were delivered in 2014.

33% of population health campaign messages resulted in appointments





We take on the busy work



169,635

hours of work saved
across the network



21,705

completed attestations



539

audits supported

Proven success



\$424 million

in incentive payments were made across the network since 2011.

\$192 million

was saved across the network from 2012–2015.

15.8 million

claims processed from January–June 2015 were tied to VBR.

Our clients are already performing better...

Meaningful Use
Stage 2 attestation

NATIONAL
AVERAGE

33%

ATHENAHEALTH
CLIENTS

98.2%

% of HCPs avoiding
PQRS penalties in 2015

NATIONAL
AVERAGE

60%

ATHENAHEALTH
CLIENTS

93.6%



NETWORK



KNOWLEDGE



WORK

RESULTS

